

1. Name of Listed Entity: - **GATI LIMITED**
2. Scrip Code/Name of Scrip/Class of Security: - **532345,GATI,EQUITY SHARES**
3. Share Holding Pattern Filed under: Reg. 31(1)(a)/Reg.31(1)(b)/Reg.31(1)(c) - **Reg. 31(1) (b)**
- a. if under 31(1)(b) then indicate the report for quarter ending - **30.09.2018**
- b. if under 31(1)(c) then indicate date of allotment/extinguishment - **NA**

4. Declaration : The Listed entity is required to submit the following declaration to the extent of submission of information:

	Particulars	YES*	NO*
a	Whether the Listed Entity has issued any partly paid up shares		√
b	Whether the Listed Entity has issued any Convertible Securities or Warrants?		√
c	Whether the Listed Entity has any shares against which depository receipts are issued?		√
d	Whethere the Listed Entity has any shares in locked-in?		√
e	Whethere any shares held by promoters are pledge or otherwise encumbered?	√	

*if the Listed Entity selects the option 'NO' for the questions above, the columns for the partly paid up shares, Outstanding Convertible Securities/Warrants, depository receipts, locked-in shares, No of shares pledged or otherwise encumbered by promoters, as applicable, shall not be displayed at the time of ddissemination on the Stock Exchange website. Also wherever there is 'No' declared by Listed entity in above table the values will be considered as 'Zero' by default on submission of the format of holding of specified securities.

5 The tabular format for disclosure of holding of specified securities is as follows:




Table I - Summary Statement holding of specified securities

Category	Category of Shareholder	No of Shareholders	No of fully paid up equity shares held	No of Partly paid-up equity shares held	No of Shares Underlying Depository Receipts	Total No of Shares Held	Shareholding as a % of total no of shares (Calculated as per SCRR, 1957)	Number of Voting Rights held in each class of securities			No of Shares Underlying Outstanding convertible securities (including Warrants)	Shareholding as a % assuming full conversion of convertible Securities (as a percentage of diluted share capital)	Number of Locked in Shares		Number of Shares pledged or otherwise encumbered		Number of equity shares held in dematerialized form	
								No of Voting Rights	Total as a % of (A+B+C)				No.	As a % of total Shares held	No.	As a % of total Shares held		
(I)	(II)	(III)	(IV)	(V)	(VI)	(VII) = (IV)+(V)+(VI)	(VIII) As a % of (A+B+C2)	Class X	Class Y	Total	(X)	(XI)	(XII)		(XIII)		(XIV)	
(A)	Promoter & Promoter Group	9	26588535	0	0	26588535	24.50	26588535	0	26588535	24.50	0	24.50	0	0.00	20108644	75.63	26588535
(B)	Public	110209	81953602	0	0	81953602	75.50	81953602	0	81953602	75.50	0	75.50	0	0.00	NA	NA	80963215
(C)	Non Promoter-Non Public																	
(C1)	Shares underlying DRs	0	0	0	0	0	0.00	0	0	0	0.00	0	0.00	0	0.00	NA	NA	0
(C2)	Shares held by Employes Trusts	0	0	0	0	0	0.00	0	0	0	0.00	0	0.00	0	0.00	NA	NA	0
Total:		110218	108542137	0	0	108542137	100.00	108542137	0	108542137	100.00	0	100.00	0	0.00	20108644	18.53	107551750

[Handwritten Signature]





Table II - Statement showing shareholding pattern of the Promoter and Promoter Group

Category	Category & Name of the Shareholders	PAN	No of Shareholders	No of fully paid up equity shares held	No of Partly paid-up equity shares held	No of Shares Underlying Depository Receipts	Total No of Shares Held (IV+V+VI)	Shareholding as a % of total no of shares (A+B+C2)	Number of Voting Rights held in each class of securities			No of Shares Outstanding convertible securities (Including Warrants) *	Shareholding as a % assuming full conversion of convertible Securities (as a percentage of diluted share capital)	Number of Locked in Shares		Number of Shares pledged or otherwise encumbered		Number of equity shares held in dematerialized form	
									No of Voting Rights		Total as a % of (A+B+C)			No.	As a % of total Shares held	No.	As a % of total Shares held		
									Class X	Class Y									Total
	(I)	(II)	(III)	(IV)	(V)	(VI)	(VII)	(VIII)	(IX)			(X)	(XI)	(XII)		(XIII)	(XIV)		
(1)	Indian																		
(a)	Individuals/Hindu undivided Family		2	6989683	0	0	6989683	6.44	6989683	0	6989683	6.44	0	6.44	0	0.00	6557010	93.81	6989683
	MAHENDRA KUMAR AGARWAL (HUF)	AANHM6384A	1	3805495	0	0	3805495	3.51	3805495	0	3805495	3.51	0	3.51	0	0.00	3387010	89.00	3805495
	MAHENDRA KUMAR AGARWAL	ABLPA4518K	1	3184188	0	0	3184188	2.93	3184188	0	3184188	2.93	0	2.93	0	0.00	3170000	99.55	3184188
(b)	Central Government/State Government(s)		0	0	0	0	0	0.00	0	0	0	0.00	0	0.00	0	0.00	0	0.00	0
(c)	Financial Institutions/Banks		0	0	0	0	0	0.00	0	0	0	0.00	0	0.00	0	0.00	0	0.00	0
(d)	Any Other (Bodies corporates)		4	9500117	0	0	9500117	8.75	9500117	0	9500117	8.75	0	8.75	0	0.00	9164250	96.46	9500117
	BUNNY INVESTMENTS & FINANCE PRIVATE LIMITED	AAACB8313N	1	1454972	0	0	1454972	1.34	1454972	0	1454972	1.34	0	1.34	0	0.00	1225000	84.19	1454972
	JUBILEE COMMERCIAL & TRADING PRIVATE LIMITED	AAACJ6318D	1	287313	0	0	287313	0.26	287313	0	287313	0.26	0	0.26	0	0.00	190000	66.13	287313
	TCI FINANCE LIMITED	AABCT7588A	1	4666455	0	0	4666455	4.30	4666455	0	4666455	4.30	0	4.30	0	0.00	4659450	99.85	4666455
	MAHENDRA INVESTMENT ADVISORS PVT LTD	AADCM9787E	1	3091377	0	0	3091377	2.85	3091377	0	3091377	2.85	0	2.85	0	0.00	3089800	99.95	3091377
	TRUSTS		3	10098735	0	0	10098735	9.30	10098735		10098735	9.30		9.30	0.00		4387384	43.44	10098735
	DHRUV AGARWAL BENEFIT TRUST	AAATD8295N	1	2393700	0	0	2393700	2.21	2393700	0	2393700	2.21	0	2.21	0	0.00	2358750	98.54	2393700
	NEERA AND CHILDREN TRUST	AAATN4755H	1	5599995	0	0	5599995	5.16	5599995	0	5599995	5.16	0	5.16	0	0.00	0	0.00	5599995
	MANISH AGARWAL BENEFIT TRUST	AAATM5293J	1	2105040	0	0	2105040	1.94	2105040	0	2105040	1.94	0	1.94	0	0.00	2028634	96.37	2105040
	Sub-Total (A)(1)		9	26588535	0	0	26588535	24.50	26588535	0	26588535	24.50	0	24.50	0	0	20108644	75.63	26588535

AGARWAL



(2)	Foreign																		
(a)	Individuals (Non-Resident Individuals/Foreign Individuals)	0	0	0	0	0	0.00	0	0	0	0.00	0	0.00	0	0.00	0	0.00	0	0.00
(b)	Government	0	0	0	0	0	0.00	0	0	0	0.00	0	0.00	0	0.00	0	0.00	0	0.00
(c)	Institutions	0	0	0	0	0	0.00	0	0	0	0.00	0	0.00	0	0.00	0	0.00	0	0.00
(d)	Foreign Portfolio Investor	0	0	0	0	0	0.00	0	0	0	0.00	0	0.00	0	0.00	0	0.00	0	0.00
(e)	Any Other	0	0	0	0	0	0.00	0	0	0	0.00	0	0.00	0	0.00	0	0.00	0	0.00
	Sub-Total (A)(2)	0	0	0	0	0	0.00	0	0	0	0.00	0	0.00	0	0.00	0	0.00	0	0.00
	Total Shareholding of Promoter and Promoter Group (A)=(A)(1)+(A)(2)	9	26588535	0	0	26588535	24.50	26588535	0	26588535	24.50	0.00	24.50	0	0.00	20108644	75.63	26588535	

AB


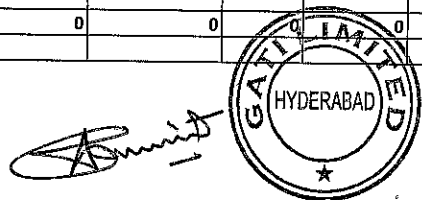



Table III - Statement showing shareholding pattern of the Public shareholder

Category	Category & Name of the Shareholder	PAN	No of Shareholders	No of fully paid up equity shares held	No of Partly paid-up equity shares held	No of Shares Underlying Depository Receipts	Total No of Shares Held (IV+V+VI)	Shareholding as a % of total no of shares (A+B+C2)	Number of Voting Rights held in each class of securities			No of Shares Underlying Outstanding convertible securities (Including Warrants)	Shareholding as a % assuming full conversion of convertible Securities (as a percentage of diluted share capital)	Number of Locked in Shares		Number of Shares pledged or otherwise encumbered		Number of equity shares held in dematerialized form	
									No of Voting Rights		Total as a % of (A+B+C)			No.	As a % of total Shares held	No.	As a % of total Shares held		
									Class X	Class Y									Total
(1)	(II)	(III)	(IV)	(V)	(VI)	(VII)	(VIII)	(IX)			(X)	(XI)	(XII)		(XIII)	(XIV)			
(a)	Mutual Funds		0	0	0	0	0	0.00	0	0	0	0.00	0	0.00	0	0.00	NA	NA	0
(b)	Venture Capital Funds		0	0	0	0	0	0.00	0	0	0	0.00	0	0.00	0	0.00	NA	NA	0
(c)	Alternate Investment Funds		0	0	0	0	0	0.00	0	0	0	0.00	0	0.00	0	0.00	NA	NA	0
(d)	Foreign Venture Capital Investors		0	0	0	0	0	0.00	0	0	0	0.00	0	0.00	0	0.00	NA	NA	0
(e)	Foreign Portfolio Investors		24	7343690	0	0	7343690	6.77	7343690	0	7343690	6.77	0	6.77	0	0.00	NA	NA	7342945
	NEW HORIZON OPPORTUNITIES MASTER FUND	AAECN7708F	1	5000000	0	0	5000000	4.61	5000000	0	5000000	4.61	0	4.61	0	0.00	NA	NA	5000000
(f)	Financial Institutions/Banks		14	353700	0	0	353700	0.33	353700	0	353700	0.33	0	0.33	0	0.00	NA	NA	300555
(g)	Insurance Companies		0	0	0	0	0	0.00	0	0	0	0.00	0	0.00	0	0.00	NA	NA	0
(h)	Provident Funds/Pension Funds		0	0	0	0	0	0.00	0	0	0	0.00	0	0.00	0	0.00	NA	NA	0
(i)	Any Other																		
	FOREIGN CORPORATE BODIES		2	15354890	0	0	15354890	14.15	15354890	0	15354890	14.15	0	14.15	0	0.00	NA	NA	15354890
	BAY CAPITAL INDIA FIXED INCOME FUND LTD	AAICA2068F		7834755			7834755	7.22	7834755	0	7834755	7.22	0	7.22	0	0	NA	NA	7834755
	Goldman Sachs International	AACCG3292M		7520135	0	0	7520135	6.93	7520135	0	7520135	6.93	0	6.93	0	0	NA	NA	7520135
	Foreign Bodies		1	4329114	0	0	4329114	3.99	4329114	0	4329114	3.99	0	3.99	0	0.00	NA	NA	4329114
	KINTETSU WORLD EXPRESS INC	AAFCK0939F	1	4329114	0	0	4329114	3.99	4329114	0	4329114	3.99	0	3.99	0	0.00	NA	NA	4329114
	Foreign Nationals		1	360	0	0	360	0.00	360	0	360	0.00	0	0.00	0	0.00	NA	NA	360
	Sub Total (B)(1)		42	27381754	0	0	27381754	25.23	27381754	0	27381754	25.23	0	25.23	0	0			27327864
(2)	Central Government/State Government(s)/President of India		0	0	0	0	0	0.00	0	0	0	0.00	0	0.00	0	0.00	NA	NA	0
	Sub Total (B)(2)		0	0	0	0	0	0.00	0	0	0	0.00	0	0.00	0	0.00	NA	NA	0
(3)	Non-Institutions																		



(a)	i. Individual shareholders holding nominal share capital up to Rs.2 lakhs		107195	35757395	0	0	35757395	32.94	35757395	0	35757395	32.94	0	32.94	0.00	NA	NA	34945468
	ii. Individual shareholders holding nominal share capital in excess of Rs. 2 Lakhs		22	5393491	0	0	5393491	4.97	5393491	0	5393491	4.97	0	4.97	0.00	NA	NA	5393491
(b)	NBFCs Registered with RBI		16	407759	0	0	407759	0.38	407759	0	407759	0.38	0	0.38	0.00	NA	NA	407759
(c)	Employee Trusts		0	0	0	0	0.00	0	0	0	0	0.00	0	0.00	0.00	NA	NA	0
(d)	Overseas Depositories (Holding DRs)(Balancing figure)		0	0	0	0	0.00	0	0	0	0	0.00	0	0.00	0.00	NA	NA	0
(e)	Any Other)																	
	TRUSTS		3	7055	0	0	7055	0.01	7055	0	7055	0.01	0	0.01	0.00	NA	NA	7055
	NON RESIDENT INDIANS		1515	1980478	0	0	1980478	1.82	1980478	0	1980478	1.82	0	1.82	0.00	NA	NA	1875513
	CLEARING MEMBERS		140	241852	0	0	241852	0.22	241852	0	241852	0.22	0	0.22	0.00	NA	NA	241852
	Directors		3	229000	0	0	229000	0.21	229000	0	229000	0.21	0.00	0.21	0.00	NA	NA	229000
	NON RESIDENT INDIAN NON REPATRIABLE		456	812106	0	0	812106	0.75	812106	0	812106	0.75	0	0.75	0.00	NA	NA	812106
	BODIES CORPORATES		816	9287574	0	0	9287574	8.56	9287574	0	9287574	8.56	0	8.56	0.00	NA	NA	9267969
	Globe Capital Market Limited	AAACG4267G	1	1263692	0	0	1263692	1.16	1263692	0	1263692	1.16	0	1.16	0.00	NA	NA	1263692
	I E P F		1	455138	0	0	455138	0.42	455138	0	455138	0.42	0	0.42	0.00	NA	NA	455138
	Sub Total (B)(3)		110167	54571848	0	0	54571848	50.28	54571848	0	54571848	50.28	0	50.28	0			53635351
	Total Public Shareholding (B) = (B)(1)+(B)(2)+(B)(3)		110209	81953602	0	0	81953602	75.50	81953602	0	81953602	75.50	0	75.50	0.00			80963215

[Handwritten Signature]




Details of the shareholders acting as persons in Concert including their Shareholding:

Name of Shareholder	Name of PAC	No of shares	Holding%
Total:		0	0


Details of Shares which remain unclaimed may be given hear along with details such as number of shareholders, outstanding shares held in demat/unclaimed suspense account

No of Shareholders	No of shares
NA	



Category	Category & Name of the Shareholder	PAN	No of Shareholders	No of fully paid up equity shares held	No of Partly paid-up equity shares held	No of Shares Underlying Depository Receipts	Total No of Shares Held (IV+V+VI)	Shareholding as a % of total no of shares (A+B+C2)	Number of Voting Rights held in each class of securities			No of Shares Underlying Outstanding convertible securities (Including Warrants)	Shareholding as a % assuming full conversion of convertible Securities (as a percentage of diluted share capital)	Number of Locked in Shares		Number of Shares pledged or otherwise encumbered		Number of equity shares held in dematerialized form	
									No of Voting Rights					Total as a % of (A+B+C)	No.	As a % of total Shares held	No.		As a % of total Shares held
									Class X	Class Y	Total								
	(I)	(II)	(III)	(IV)	(V)	(VI)	(VII)	(VIII)	(IX)			(X)	(XI)	(XII)		(XIII)	(XIV)		
(1)	Custodian/DR Holder		0	0	0	0	0	0.00	0	0	0	0.00	0	0.00	0	0.00	NA	NA	0
(2)	Employee Benefit Trust (under SEBI(Share based Employee Benefit) Regulations 2014)		0	0	0	0	0	0.00	0	0	0	0.00	0	0.00	0	0.00	NA	NA	0
	Total Non-Promoter-Non Public Share		0	0	0	0	0	0.00	0	0	0	0.00	0	0.00	0	0.00			0

B. Srinivas



Details of Shares which remain unclaimed may be given here along with details such as number of shareholders, outstanding shares held in demat/unclaimed suspense account

No of Shareholders

12

No of shares

1325

