

FORM NO. MGT-7

[Pursuant to sub-Section(1) of section 92 of the Companies Act, 2013 and sub-rule (1) of rule 11of the Companies (Management and Administration) Rules, 2014]



Annual Return (other than OPCs and Small Companies)

Form language ☒ English ☐ Hindi

Refer the instruction kit for filing the form.

I. REGISTRATION AND OTHER DETAILS

(i) * Corporate Identification Number (CIN) of the company

L63011TG1995PLC020121

Pre-fill

Global Location Number (GLN) of the company

* Permanent Account Number (PAN) of the company

AABCG3709Q

(ii) (a) Name of the company

GATI LIMITED

(b) Registered office address

Plot No. 20, Survey No. 12, Kothaguda, Kondapur
Hyderabad
Telangana
500084
India



(c) *e-mail ID of the company

investor.services@gati.com

(d) *Telephone number with STD code

04071204284

(e) Website

www.gati.com

(iii) Date of Incorporation

25/04/1995

| (iv) | Type of the Company | Category of the Company | Sub-category of the Company |
|------|---------------------|---------------------------|-------------------------------|
| | Public Company | Company limited by shares | Indian Non-Government company |

(v) Whether company is having share capital

☒ Yes

☐ No

(vi) *Whether shares listed on recognized Stock Exchange(s)

☒ Yes

☐ No

(a) Details of stock exchanges where shares are listed

| S. No. | Stock Exchange Name | Code |
|--------|--|-------|
| 1 | BSE Limited | 1 |
| 2 | National Stock Exchange of India Limited | 1,024 |

(b) CIN of the Registrar and Transfer Agent

U67190MH1999PTC118368

Pre-fill

Name of the Registrar and Transfer Agent

LINK INTIME INDIA PRIVATE LIMITED

Registered office address of the Registrar and Transfer Agents

C-101, 1st Floor, 247 Park,
Lal Bahadur Shastri Marg, Vikhroli (West)

(vii) *Financial year From date 01/04/2021 (DD/MM/YYYY) To date 31/03/2022 (DD/MM/YYYY)

(viii) *Whether Annual general meeting (AGM) held ☐ Yes ☐ No

(a) If yes, date of AGM

(b) Due date of AGM

30/09/2022

(c) Whether any extension for AGM granted ☐ Yes ☐ No

II. PRINCIPAL BUSINESS ACTIVITIES OF THE COMPANY

*Number of business activities 2

| S.No | Main Activity group code | Description of Main Activity group | Business Activity Code | Description of Business Activity | % of turnover of the company |
|------|--------------------------|--|------------------------|---|------------------------------|
| 1 | H | Transport and storage | H5 | Services incidental to land, water & air transportation | 8.02 |
| 2 | D | Electricity, gas, steam and air condition supply | D2 | Manufacture of gas, distribution of gaseous fuels | 91.98 |

III. PARTICULARS OF HOLDING, SUBSIDIARY AND ASSOCIATE COMPANIES (INCLUDING JOINT VENTURES)

*No. of Companies for which information is to be given

7

Pre-fill All

| S.No | Name of the company | CIN / FCRN | Holding/ Subsidiary/Associate/ Joint Venture | % of shares held |
|------|----------------------------|-----------------------|--|------------------|
| 1 | ALLCARGO LOGISTICS LIMITED | L63010MH2004PLC073508 | Holding | 47.3 |

| | | | | |
|---|--|-----------------------|------------|-------|
| 2 | GATI-KINTETSU EXPRESS PRIVATE LIMITED | U62200TG2007PTC056311 | Subsidiary | 70 |
| 3 | GATI IMPORT EXPORT TRADING PRIVATE LIMITED | U60232TG2008PLC057692 | Subsidiary | 100 |
| 4 | ZEN CARGO MOVERS PRIVATE LIMITED | U64120DL2007PTC160560 | Subsidiary | 100 |
| 5 | GATI LOGISTICS PARKS PRIVATE LIMITED | U63030TG2011PTC072285 | Subsidiary | 100 |
| 6 | GATI PROJECTS PRIVATE LIMITED | U45400TG2011PTC072399 | Subsidiary | 100 |
| 7 | GATI SHIP LIMITED | U61100TG2010PLC070699 | Associate | 47.95 |

IV. SHARE CAPITAL, DEBENTURES AND OTHER SECURITIES OF THE COMPANY

(i) * SHARE CAPITAL

(a) Equity share capital

| Particulars | Authorised capital | Issued capital | Subscribed capital | Paid up capital |
|---|--------------------|----------------|--------------------|-----------------|
| Total number of equity shares | 175,000,000 | 122,968,997 | 122,968,997 | 122,968,997 |
| Total amount of equity shares (in Rupees) | 350,000,000 | 245,937,994 | 245,937,994 | 245,937,994 |

Number of classes

1

| Class of Shares | Authorised capital | Issued capital | Subscribed capital | Paid up capital |
|---|--------------------|----------------|--------------------|-----------------|
| EQUITY SHARES | | | | |
| Number of equity shares | 175,000,000 | 122,968,997 | 122,968,997 | 122,968,997 |
| Nominal value per share (in rupees) | 2 | 2 | 2 | 2 |
| Total amount of equity shares (in rupees) | 350,000,000 | 245,937,994 | 245,937,994 | 245,937,994 |

(b) Preference share capital

| Particulars | Authorised capital | Issued capital | Subscribed capital | Paid-up capital |
|---|--------------------|----------------|--------------------|-----------------|
| Total number of preference shares | 0 | 0 | 0 | 0 |
| Total amount of preference shares (in rupees) | 0 | 0 | 0 | 0 |

Number of classes

0

| Class of shares | Authorised capital | Issued capital | Subscribed capital | Paid up capital |
|---|--------------------|----------------|--------------------|-----------------|
| | | | | |
| Number of preference shares | | | | |
| Nominal value per share (in rupees) | | | | |
| Total amount of preference shares (in rupees) | | | | |

(c) Unclassified share capital

| Particulars | Authorised Capital |
|-------------------------------------|--------------------|
| Total amount of unclassified shares | 0 |

(d) Break-up of paid-up share capital

| Class of shares | Number of shares | | | Total nominal amount | Total Paid-up amount | Total premium |
|---|------------------|-------------|-----------|----------------------|----------------------|---------------|
| Equity shares | Physical | DEMAT | Total | | | |
| At the beginning of the year | 824,113 | 121,121,864 | 121945977 | 243,891,954 | 243,891,954 | |
| | | + | | + | + | |
| Increase during the year | 0 | 1,164,380 | 1164380 | 2,046,040 | 2,046,040 | 0 |
| i. Public Issues | 0 | 0 | 0 | 0 | 0 | 0 |
| ii. Rights issue | 0 | 0 | 0 | 0 | 0 | 0 |
| iii. Bonus issue | 0 | 0 | 0 | 0 | 0 | 0 |
| iv. Private Placement/ Preferential allotment | 0 | 1,023,020 | 1023020 | 2,046,040 | 2,046,040 | |
| v. ESOPs | 0 | 0 | 0 | 0 | 0 | 0 |
| vi. Sweat equity shares allotted | 0 | 0 | 0 | 0 | 0 | 0 |
| vii. Conversion of Preference share | 0 | 0 | 0 | 0 | 0 | 0 |
| viii. Conversion of Debentures | 0 | 0 | 0 | 0 | 0 | 0 |
| ix. GDRs/ADRs | 0 | 0 | 0 | 0 | 0 | 0 |
| x. Others, specify | | 141,360 | 141360 | | | |
| Dematerialization | | | | | | |
| Decrease during the year | 141,360 | 0 | 141360 | 0 | 0 | 0 |
| i. Buy-back of shares | 0 | 0 | 0 | 0 | 0 | 0 |
| ii. Shares forfeited | 0 | 0 | 0 | 0 | 0 | 0 |
| iii. Reduction of share capital | 0 | 0 | 0 | 0 | 0 | 0 |

| | | | | | | |
|-------------------------------------|---------|-------------|-----------|-------------|-------------|---|
| iv. Others, specify | 141,360 | | 141360 | | | |
| Dematerialization | | | | | | |
| At the end of the year | 682,753 | 122,286,244 | 122968997 | 245,937,994 | 245,937,994 | |
| | | | | | | |
| Preference shares | | | | | | |
| At the beginning of the year | 0 | 0 | 0 | 0 | 0 | |
| Increase during the year | 0 | 0 | 0 | 0 | 0 | 0 |
| i. Issues of shares | 0 | 0 | 0 | 0 | 0 | 0 |
| ii. Re-issue of forfeited shares | 0 | 0 | 0 | 0 | 0 | 0 |
| iii. Others, specify | | | | | | |
| | | | | | | |
| Decrease during the year | 0 | 0 | 0 | 0 | 0 | 0 |
| i. Redemption of shares | 0 | 0 | 0 | 0 | 0 | 0 |
| ii. Shares forfeited | 0 | 0 | 0 | 0 | 0 | 0 |
| iii. Reduction of share capital | 0 | 0 | 0 | 0 | 0 | 0 |
| iv. Others, specify | | | | | | |
| | | | | | | |
| At the end of the year | 0 | 0 | 0 | 0 | 0 | |

ISIN of the equity shares of the company

INE152B01027

(ii) Details of stock split/consolidation during the year (for each class of shares)

0

| Class of shares | | (i) | (ii) | (iii) |
|------------------------------|----------------------|-----|------|-------|
| Before split / Consolidation | Number of shares | | | |
| | Face value per share | | | |
| After split / Consolidation | Number of shares | | | |
| | Face value per share | | | |

(iii) Details of shares/Debentures Transfers since closure date of last financial year (or in the case of the first return at any time since the incorporation of the company) *

☐ Nil

[Details being provided in a CD/Digital Media]

☐

Yes

☒

No

☐

Not Applicable

Separate sheet attached for details of transfers

☒

Yes

☐

No

Note: In case list of transfer exceeds 10, option for submission as a separate sheet attachment or submission in a CD/Digital Media may be shown.

| | | | | | |
|--|--|--|--|--|--|
| Date of the previous annual general meeting | | | | <input style="width: 100%;" type="text"/> | |
| Date of registration of transfer (Date Month Year) | | | | <input style="width: 100%;" type="text"/> | |
| Type of transfer | <input style="width: 50px;" type="text"/> | 1 - Equity, 2- Preference Shares,3 - Debentures, 4 - Stock | | | |
| Number of Shares/ Debentures/ Units Transferred | <input style="width: 100px;" type="text"/> | | Amount per Share/ Debenture/Unit (in Rs.) | <input style="width: 100px;" type="text"/> | |
| Ledger Folio of Transferor | | <input style="width: 100%;" type="text"/> | | | |
| Transferor's Name | <input style="width: 150px;" type="text"/> | <input style="width: 150px;" type="text"/> | <input style="width: 150px;" type="text"/> | | |
| | Surname | middle name | first name | | |
| Ledger Folio of Transferee | | <input style="width: 100%;" type="text"/> | | | |
| Transferee's Name | <input style="width: 150px;" type="text"/> | <input style="width: 150px;" type="text"/> | <input style="width: 150px;" type="text"/> | | |
| | Surname | middle name | first name | | |
| Date of registration of transfer (Date Month Year) | | | | <input style="width: 100%;" type="text"/> | |
| Type of transfer | <input style="width: 50px;" type="text"/> | 1 - Equity, 2- Preference Shares,3 - Debentures, 4 - Stock | | | |
| Number of Shares/ Debentures/ Units Transferred | <input style="width: 100px;" type="text"/> | | Amount per Share/ Debenture/Unit (in Rs.) | <input style="width: 100px;" type="text"/> | |

| | | | |
|--|---|---|---|
| Ledger Folio of Transferor <div style="border: 1px solid black; width: 500px; height: 25px; margin-left: 10px;"></div> | | | |
| Transferor's Name | <div style="border: 1px solid black; width: 100%; height: 25px;"></div> | <div style="border: 1px solid black; width: 100%; height: 25px;"></div> | <div style="border: 1px solid black; width: 100%; height: 25px;"></div> |
| | Surname | middle name | first name |
| Ledger Folio of Transferee <div style="border: 1px solid black; width: 500px; height: 25px; margin-left: 10px;"></div> | | | |
| Transferee's Name | <div style="border: 1px solid black; width: 100%; height: 25px;"></div> | <div style="border: 1px solid black; width: 100%; height: 25px;"></div> | <div style="border: 1px solid black; width: 100%; height: 25px;"></div> |
| | Surname | middle name | first name |

(iv) *Debentures (Outstanding as at the end of financial year)

| Particulars | Number of units | Nominal value per unit | Total value |
|-------------------------------|-----------------|------------------------|-------------|
| Non-convertible debentures | 0 | 0 | 0 |
| Partly convertible debentures | 0 | 0 | 0 |
| Fully convertible debentures | 0 | 0 | 0 |
| Total | | | 0 |

Details of debentures

| Class of debentures | Outstanding as at the beginning of the year | Increase during the year | Decrease during the year | Outstanding as at the end of the year |
|--------------------------------------|---|--------------------------|--------------------------|---------------------------------------|
| Non-convertible debentures | 0 | 0 | 0 | 0 |
| Partly convertible debentures | 0 | 0 | 0 | 0 |
| Fully convertible debentures | 0 | 0 | 0 | 0 |

(v) Securities (other than shares and debentures)

0

| Type of Securities | Number of Securities | Nominal Value of each Unit | Total Nominal Value | Paid up Value of each Unit | Total Paid up Value |
|--------------------|----------------------|----------------------------|---------------------|----------------------------|---------------------|
| | | | | | |
| | | | | | |
| Total | | | | | |

V. *Turnover and net worth of the company (as defined in the Companies Act, 2013)

(i) Turnover

2,495,495,023

(ii) Net worth of the Company

3,514,624,937

VI. (a) *SHARE HOLDING PATTERN - Promoters

| S. No. | Category | Equity | | Preference | |
|--------|---|------------------|------------|------------------|------------|
| | | Number of shares | Percentage | Number of shares | Percentage |
| 1. | Individual/Hindu Undivided Family | | | | |
| | (i) Indian | 2,091,818 | 1.7 | 0 | |
| | (ii) Non-resident Indian (NRI) | 0 | 0 | 0 | |
| | (iii) Foreign national (other than NRI) | 0 | 0 | 0 | |
| 2. | Government | | | | |
| | (i) Central Government | 0 | 0 | 0 | |
| | (ii) State Government | 0 | 0 | 0 | |
| | (iii) Government companies | 0 | 0 | 0 | |
| 3. | Insurance companies | 0 | 0 | 0 | |
| 4. | Banks | 0 | 0 | 0 | |
| 5. | Financial institutions | 0 | 0 | 0 | |
| 6. | Foreign institutional investors | 0 | 0 | 0 | |
| 7. | Mutual funds | 0 | 0 | 0 | |
| 8. | Venture capital | 0 | 0 | 0 | |
| 9. | Body corporate (not mentioned above) | 59,090,373 | 48.05 | 0 | |
| 10. | Others Trusts | 2,349,367 | 1.91 | 0 | |
| | Total | 63,531,558 | 51.66 | 0 | 0 |

Total number of shareholders (promoters)

10

(b) *SHARE HOLDING PATTERN - Public/Other than promoters

| S. No. | Category | Equity | | Preference | |
|--------|----------|------------------|------------|------------------|------------|
| | | Number of shares | Percentage | Number of shares | Percentage |

| | | | | | |
|-----|--|------------|-------|---|---|
| 1. | Individual/Hindu Undivided Family | | | | |
| | (i) Indian | 41,546,104 | 33.79 | 0 | |
| | (ii) Non-resident Indian (NRI) | 1,706,438 | 1.39 | 0 | |
| | (iii) Foreign national (other than NRI) | 360 | 0 | 0 | |
| 2. | Government | | | | |
| | (i) Central Government | 0 | 0 | 0 | |
| | (ii) State Government | 0 | 0 | 0 | |
| | (iii) Government companies | 0 | 0 | 0 | |
| 3. | Insurance companies | 0 | 0 | 0 | |
| 4. | Banks | 55,831 | 0.05 | 0 | |
| 5. | Financial institutions | 0 | 0 | 0 | |
| 6. | Foreign institutional investors | 4,058,398 | 3.3 | 0 | |
| 7. | Mutual funds | 0 | 0 | 0 | |
| 8. | Venture capital | 0 | 0 | 0 | |
| 9. | Body corporate (not mentioned above) | 5,258,994 | 4.28 | 0 | |
| 10. | Others IEPF, Trusts, Foreign Corporations ⁺ | 6,811,314 | 5.54 | 0 | |
| | Total | 59,437,439 | 48.35 | 0 | 0 |

Total number of shareholders (other than promoters)

92,039

**Total number of shareholders (Promoters+Public/
Other than promoters)**

92,049

(c) *Details of Foreign institutional investors' (FIIs) holding shares of the company

21

| Name of the FII | Address | Date of Incorporation | Country of Incorporation | Number of shares held | % of shares held |
|--------------------------------------|---------|-----------------------|--------------------------|-----------------------|------------------|
| PREMIER INVESTMENT ⁺ | | | | 90,000 | 0.07 |
| EMERGING MARKETS (EMER) ⁺ | | | | 202,401 | 0.16 |
| SPDR S&P EMERGING ⁺ | | | | 51,213 | 0.04 |
| DIMENSIONAL WORLD ⁺ | | | | 23,499 | 0.02 |

| Name of the FII | Address | Date of Incorporation | Country of Incorporation | Number of shares held | % of shares held |
|---------------------------|---------|-----------------------|--------------------------|-----------------------|------------------|
| SAINT CAPITAL FUND + | | | | 50,000 | 0.04 |
| TIGER MANAGEMENT + | | | | 115 | 0 |
| ALASKA PERMANENT + | | | | 17,004 | 0.01 |
| ARES DIVERSIFIED | | | | 40,000 | 0.03 |
| DIMENSIONAL FUNDS + | | | | 6,464 | 0.01 |
| MATTHEWS INDIA FUN + | | | | 1,440,972 | 1.17 |
| DFA INTERNATIONAL + | | | | 6,908 | 0.01 |
| EMERGING MARKETS S + | | | | 31,580 | 0.03 |
| EMERGING MARKETS T + | | | | 14,859 | 0.01 |
| THE EMERGING MARK + | | | | 95,449 | 0.08 |
| WORLD EX U.S. CORE I + | | | | 17,181 | 0.01 |
| BARING INTERNATIONAL + | | | | 745 | 0 |
| EMERGING MARKETS S + | | | | 15,561 | 0.01 |
| GEOSPHERE INDIA FUN + | | | | 160,000 | 0.13 |
| BNP PARIBAS ARBITRA + | | | | 200 | 0 |
| EMERGING MARKETS C + | | | | 9,639 | 0.01 |
| PUBLIC SECTOR PENSI + | | | | 1,784,608 | 1.46 |

VII. *NUMBER OF PROMOTERS, MEMBERS, DEBENTURE HOLDERS
(Details, Promoters, Members (other than promoters), Debenture holders)

| Details | At the beginning of the year | At the end of the year |
|-----------------------------------|------------------------------|------------------------|
| Promoters | 10 | 10 |
| Members (other than promoters) | 94,826 | 92,039 |
| Debenture holders | 0 | 0 |

VIII. DETAILS OF DIRECTORS AND KEY MANAGERIAL PERSONNEL





(A) *Composition of Board of Directors

| Category | Number of directors at the beginning of the year | | Number of directors at the end of the year | | Percentage of shares held by directors as at the end of year | |
|--|--|---------------|--|---------------|--|---------------|
| | Executive | Non-executive | Executive | Non-executive | Executive | Non-executive |
| A. Promoter | 1 | 0 | 1 | 0 | 0 | 0 |
| B. Non-Promoter | 0 | 5 | 0 | 4 | 0 | 0 |
| (i) Non-Independent | 0 | 1 | 0 | 1 | 0 | 0 |
| (ii) Independent | 0 | 4 | 0 | 3 | 0 | 0 |
| C. Nominee Directors representing | 0 | 1 | 0 | 1 | 0 | 0 |
| (i) Banks & FIs | 0 | 0 | 0 | 0 | 0 | 0 |
| (ii) Investing institutions | 0 | 1 | 0 | 1 | 0 | 0 |
| (iii) Government | 0 | 0 | 0 | 0 | 0 | 0 |
| (iv) Small share holders | 0 | 0 | 0 | 0 | 0 | 0 |
| (v) Others | 0 | 0 | 0 | 0 | 0 | 0 |
| Total | 1 | 6 | 1 | 5 | 0 | 0 |

Number of Directors and Key managerial personnel (who is not director) as on the financial year end date

9

(B) (i) *Details of directors and Key managerial personnel as on the closure of financial year

| Name | DIN/PAN | Designation | Number of equity share(s) held | Date of cessation (after closure of financial year : If any) |
|---|------------|-------------------|--------------------------------|--|
| SHASHI KIRAN JANAR  | 00012754 | Managing Director | 0 | |
| NILESH SHIVJI VIKAMSI  | 00031213 | Director | 0 | |
| DINESH KUMAR LAL | 00037142 | Director | 0 | |
| KAIWAN DOSSABHOY  | 00060776 | Director | 0 | |
| CYNTHIA DSOUZA | 00420046 | Director | 0 | |
| YASUHIRO KANEDA | 07619127 | Nominee director | 0 | 01/07/2022 |
| PIROJSHAW ASPI SAF  | AAOPS8535Q | CEO | 0 | |
| ANISH THOTTUPURATH  | ALFPM3661H | CFO | 0 | |

| Name | DIN/PAN | Designation | Number of equity share(s) held | Date of cessation (after closure of financial year : If any) |
|-------------------------|------------|-------------------|--------------------------------|--|
| THIRUVELLUR SHANTH + | AEFPT7393L | Company Secretary | 0 | |

(ii) Particulars of change in director(s) and Key managerial personnel during the year

5

| Name | DIN/PAN | Designation at the beginning / during the financial year | Date of appointment/ change in designation/ cessation | Nature of change (Appointment/ Change in designation/ Cessation) |
|----------------------------|------------|--|---|--|
| NILESH SHIVJI VIKAM + | 00031213 | Director | 22/09/2021 | Change in Designation |
| PRABHU NARAIN SHUKLA + | 01868580 | Director | 03/08/2021 | Cessation |
| PIROJSHAW ASPI SANKAR + | AAOPS8535Q | CEO | 09/08/2021 | Appointment |
| ROHAN MITTAL | ASOPM9978M | CFO | 12/11/2021 | Cessation |
| ANISH THOTTUPURATHAN + | ALFPM3661H | CFO | 04/02/2022 | Appointment |

IX. MEETINGS OF MEMBERS/CLASS OF MEMBERS/BOARD/COMMITTEES OF THE BOARD OF DIRECTORS

A. MEMBERS/CLASS /REQUISITIONED/NCLT/COURT CONVENED MEETINGS

Number of meetings held

2

| Type of meeting | Date of meeting | Total Number of Members entitled to attend meeting | Attendance | |
|------------------------------------|-----------------|--|----------------------------|-------------------------|
| | | | Number of members attended | % of total shareholding |
| Extraordinary General Meeting + | 03/06/2021 | 90,337 | 56 | |
| Annual General Meeting | 22/09/2021 | 91,855 | 63 | |

B. BOARD MEETINGS

*Number of meetings held

6

| S. No. | Date of meeting | Total Number of directors associated as on the date of meeting | Attendance | |
|--------|-----------------|--|------------------------------|-----------------|
| | | | Number of directors attended | % of attendance |
| 1 | 07/05/2021 | 7 | 7 | 100 |
| 2 | 25/05/2021 | 7 | 7 | 100 |
| 3 | 09/08/2021 | 6 | 6 | 100 |
| 4 | 26/10/2021 | 6 | 6 | 100 |

| S. No. | Date of meeting | Total Number of directors associated as on the date of meeting | Attendance | |
|--------|-----------------|--|------------------------------|-----------------|
| | | | Number of directors attended | % of attendance |
| 5 | 06/12/2021 | 6 | 6 | 100 |
| 6 | 04/02/2022 | 6 | 5 | 83.33 |

C. COMMITTEE MEETINGS

Number of meetings held

13

| S. No. | Type of meeting | Date of meeting | Total Number of Members as on the date of the meeting | Attendance | |
|--------|---------------------------------|-----------------|---|----------------------------|-----------------|
| | | | | Number of members attended | % of attendance |
| 1 | Audit Committee | 07/05/2021 | 3 | 3 | 100 |
| 2 | Audit Committee | 25/05/2021 | 3 | 3 | 100 |
| 3 | Audit Committee | 09/08/2021 | 3 | 3 | 100 |
| 4 | Audit Committee | 26/10/2021 | 3 | 3 | 100 |
| 5 | Audit Committee | 04/02/2022 | 3 | 3 | 100 |
| 6 | Nomination and Remuneration | 09/08/2021 | 5 | 5 | 100 |
| 7 | Nomination and Remuneration | 06/12/2021 | 5 | 5 | 100 |
| 8 | Nomination and Remuneration | 04/02/2021 | 5 | 5 | 100 |
| 9 | Nomination and Remuneration | 17/03/2022 | 4 | 4 | 100 |
| 10 | Corporate Social Responsibility | 25/05/2021 | 3 | 3 | 100 |

D. *ATTENDANCE OF DIRECTORS

| S. No. | Name of the director | Board Meetings | | | Committee Meetings | | | Whether attended AGM held on |
|--------|----------------------|--|-----------------------------|-----------------|--|-----------------------------|-----------------|------------------------------|
| | | Number of Meetings which director was entitled to attend | Number of Meetings attended | % of attendance | Number of Meetings which director was entitled to attend | Number of Meetings attended | % of attendance | |
| | | | | | | | | (Y/N/NA) |
| 1 | SHASHI KIRAN | 6 | 5 | 83.33 | 0 | 0 | 0 | |
| 2 | NILESH SHIVKUMAR | 6 | 6 | 100 | 11 | 11 | 100 | |
| 3 | DINESH KUMAR | 6 | 6 | 100 | 10 | 10 | 100 | |
| 4 | KAIWAN DOSA | 6 | 6 | 100 | 12 | 12 | 100 | |

| | | | | | | | | |
|---|-------------|---|---|-----|---|---|-----|--|
| 5 | CYNTHIA DSO | 6 | 6 | 100 | 6 | 6 | 100 | |
| 6 | YASUHIRO K | 6 | 6 | 100 | 5 | 5 | 100 | |

X. *REMUNERATION OF DIRECTORS AND KEY MANAGERIAL PERSONNEL

☐ Nil

Number of Managing Director, Whole-time Directors and/or Manager whose remuneration details to be entered

0

| S. No. | Name | Designation | Gross Salary | Commission | Stock Option/ Sweat equity | Others | Total Amount |
|--------|-------|-------------|--------------|------------|-------------------------------|--------|-----------------|
| 1 | | | | | | | 0 |
| | Total | | | | | | |

Number of CEO, CFO and Company secretary whose remuneration details to be entered

3

| S. No. | Name | Designation | Gross Salary | Commission | Stock Option/ Sweat equity | Others | Total Amount |
|--------|----------------|---------------|--------------|------------|-------------------------------|-----------|-----------------|
| 1 | THIRUVELLUR SH | Company Secre | 4,157,931 | 0 | 0 | 75,480 | 4,233,411 |
| 2 | ANISH THOTTUPU | CFO | 1,430,590 | 0 | 0 | 131,328 | 1,561,918 |
| 3 | ROHAN MITTAL | CFO | 15,844,886 | 0 | 0 | 1,234,291 | 17,079,177 |
| | Total | | 21,433,407 | 0 | 0 | 1,441,099 | 22,874,506 |

Number of other directors whose remuneration details to be entered

4

| S. No. | Name | Designation | Gross Salary | Commission | Stock Option/ Sweat equity | Others | Total Amount |
|--------|-------------------|-------------|--------------|------------|-------------------------------|---------|-----------------|
| 1 | NILESH SHIVJI VIK | Director | 0 | 0 | 0 | 275,000 | 275,000 |
| 2 | DINESH KUMAR L | Director | 0 | 0 | 0 | 265,000 | 265,000 |
| 3 | CYNTHIA DSOUZA | Director | 0 | 0 | 0 | 200,000 | 200,000 |
| 4 | PRABHU NARAIN S | Director | 0 | 0 | 0 | 50,000 | 50,000 |
| | Total | | 0 | 0 | 0 | 790,000 | 790,000 |

XI. MATTERS RELATED TO CERTIFICATION OF COMPLIANCES AND DISCLOSURES

* A. Whether the company has made compliances and disclosures in respect of applicable provisions of the Companies Act, 2013 during the year ☐ Yes ☒ No

B. If No, give reasons/observations

XII. PENALTY AND PUNISHMENT - DETAILS THEREOF

(A) DETAILS OF PENALTIES / PUNISHMENT IMPOSED ON COMPANY/DIRECTORS /OFFICERS ☒ Nil

| Name of the company/ directors/ officers | Name of the court/ concerned Authority | Date of Order | Name of the Act and section under which penalised / punished | Details of penalty/ punishment | Details of appeal (if any) including present status |
|--|--|---------------|--|--------------------------------|---|
| | | | | | |

(B) DETAILS OF COMPOUNDING OF OFFENCES ☒ Nil

| Name of the company/ directors/ officers | Name of the court/ concerned Authority | Date of Order | Name of the Act and section under which offence committed | Particulars of offence | Amount of compounding (in Rupees) |
|--|--|---------------|---|------------------------|-----------------------------------|
| | | | | | |

XIII. Whether complete list of shareholders, debenture holders has been enclosed as an attachment

☐ Yes ☒ No

(In case of 'No', submit the details separately through the method specified in instruction kit)

XIV. COMPLIANCE OF SUB-SECTION (2) OF SECTION 92, IN CASE OF LISTED COMPANIES

In case of a listed company or a company having paid up share capital of Ten Crore rupees or more or turnover of Fifty Crore rupees or more, details of company secretary in whole time practice certifying the annual return in Form MGT-8.

Name

Whether associate or fellow

☐ Associate ☐ Fellow

Certificate of practice number

I/We certify that:

- (a) The return states the facts, as they stood on the date of the closure of the financial year aforesaid correctly and adequately.
(b) Unless otherwise expressly stated to the contrary elsewhere in this Return, the Company has complied with all the provisions of the Act during the financial year.

Declaration

I am Authorised by the Board of Directors of the company vide resolution no. ...

09

dated

28/09/2020

(DD/MM/YYYY) to sign this form and declare that all the requirements of the Companies Act, 2013 and the rules made thereunder in respect of the subject matter of this form and matters incidental thereto have been complied with. I further declare that:

- Whatever is stated in this form and in the attachments thereto is true, correct and complete and no information material to the subject matter of this form has been suppressed or concealed and is as per the original records maintained by the company.
- All the required attachments have been completely and legibly attached to this form.

Note: Attention is also drawn to the provisions of Section 447, section 448 and 449 of the Companies Act, 2013 which provide for punishment for fraud, punishment for false statement and punishment for false evidence respectively.

To be digitally signed by

Director

DIN of the director

00012754

To be digitally signed by

- ☒ Company Secretary
- ☐ Company secretary in practice

Membership number

8069

Certificate of practice number

Attachments

1. List of share holders, debenture holders
2. Approval letter for extension of AGM;
3. Copy of MGT-8;
4. Optional Attachement(s), if any

Attach

Attach

Attach

Attach

List of attachments

Committee Meetings.pdf

List of Transfer.pdf

Remove attachment

Modify

Check Form

Prescrutiny

Submit

This eForm has been taken on file maintained by the Registrar of Companies through electronic mode and on the basis of statement of correctness given by the company